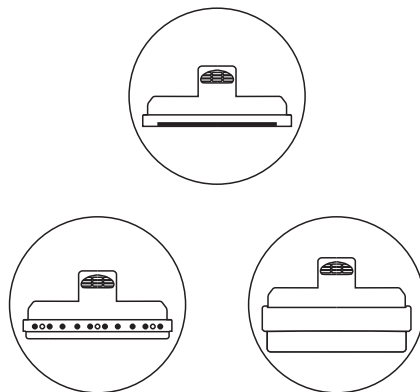
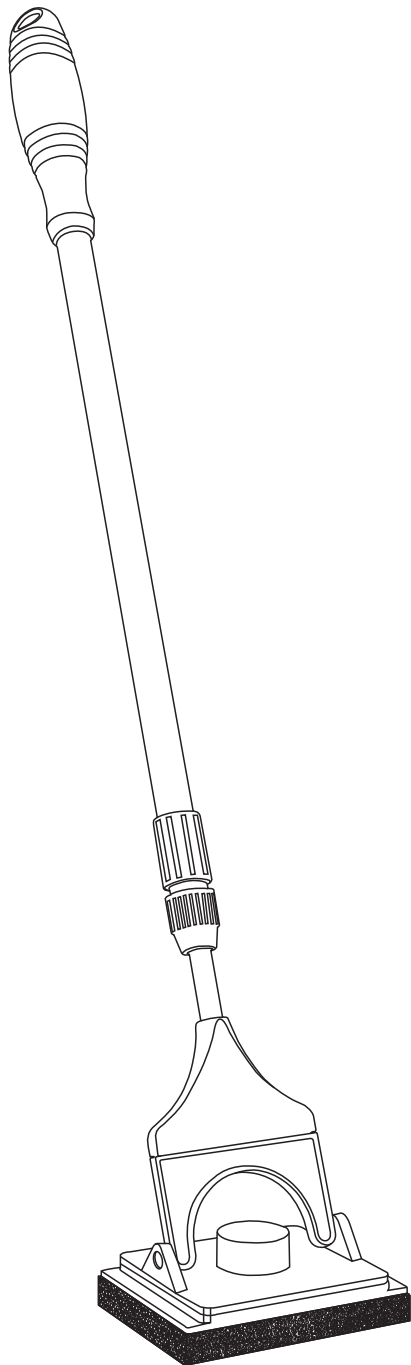




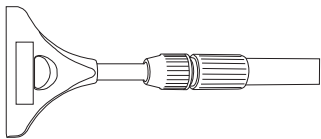
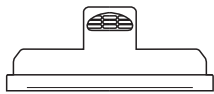
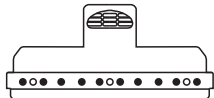
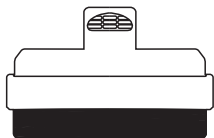
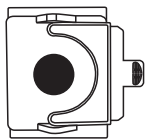
# **AQ131 USER MANUAL**

## **AQQA 4-in-1 Aquarium Cleaning Tool Kit**



Thank you for choosing the AQQA multifunctional cleaning kit. For a complete understanding of the operation and function of the cleaning kit, please read and follow these instructions for proper installation, maintenance and use.

## 1.PRODUCT DIAGRAM

Picture	Product Name	Functions
	Handle	Multifunctional handle to fix different tools
	Plastic Blade	Remove general green algae from acrylic or glass fish tanks
	Stainless Steel Blade	Remove calcified dirt from glass aquariums
	Pad Covered Blade	For cleaning up minor dirt
	Mop Sponge	For daily cleaning of the inner glass of fish tanks

## 2.PRODUCT FEATURES

**1) 4-in-1 Aquarium Fish Tank Clean Algae Scrapers:** With these versatile tools, you'll get four functions in one convenient device. It includes a Plastic Blade, Stainless Steel Blade, Pad Covered Blade, Mop Sponge, making it easy to clean your fish tank thoroughly.

**2) High Quality:** Made of high quality, durable ABS plastic material, strong and durable, safe for aquarium and fish, long-lasting use without bending or breaking.

**3) Easy to Use:** The aquarium cleaning kits is easy to assemble and disassemble, perfect for removing the dirty things from the bottom of your tank effectively. Special note please press the front side with stripe to push it in and out.

**4) Removable Handle:** Convenient for different sizes of aquariums, expandable from 50.8cm/20inch to 70cm/27.5inch.

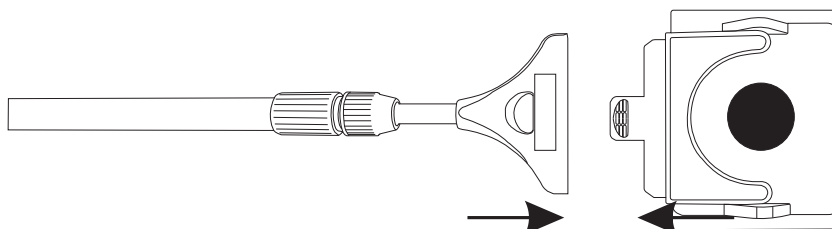
**5) Comfortable and Non-slip:** User-friendly curved handle for easy gripping, and with great anti-slip effect.

**6) Note:** To maintain the hygiene of your fish tank, it is important to wash the cleaning tools thoroughly after each use. With this convenient cleaning kit, you can keep your aquarium in top condition and provide a safe and healthy environment for your fish.

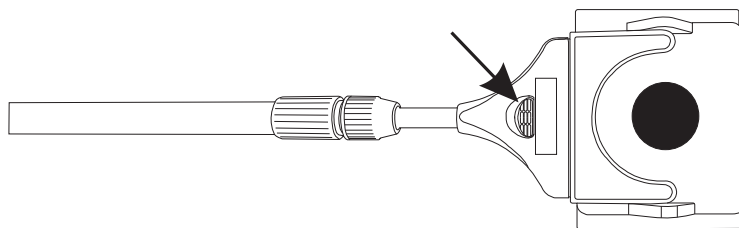
## 3.INSTALLATION INSTRUCTIONS

Please install the product according to the following diagrams:

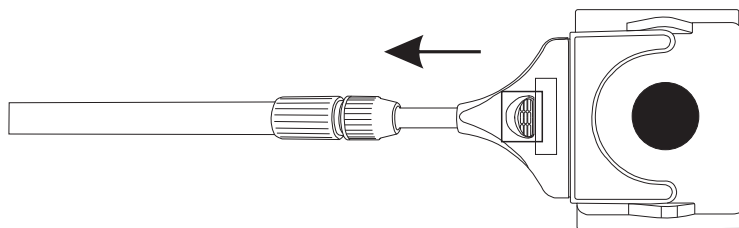
1)Find the marker first.



2) Hold the handle and attachments, inserting the attachments into the handle in the correct direction as shown.



3) Press and hold down the raised part of the accessory in the figure above to remove the accessory from the handle.



## 4.ATTENTIONS

- Please read the manual carefully before using, if you cannot find it, please contact the seller to provide an electronic version.
- Please contact the seller if you find some parts missing when you receive it.
- Please be careful while using the algae scraper because of the sharp blade.
- Please clean the parts well after using and remove the excess water on the blade. For longevity, dry the blade before pulling the cover back on it.
- Please wipe in the same direction gently when you use the sponge, no twisting or kneading is necessary, or damage to the sponges will happen.
- Please keep the cleaning set away from children.
- Please only use it in home/office aquariums.

## 5.PACKING LIST

- 1 x Handle
- 1 x Plastic Blade
- 1 x Stainless Steel Blade
- 1 x Pad Covered Blade
- 1 x Mop Sponge
- 1 x User Manual

## 6.AQQA LIMITED MANUFACTURER'S WARRANTY

We offer the end user of this product a manufacturer warranty of 3 years from the date of sale if this product was purchased from an AQQA<sup>®</sup>-authorised specialist dealer

Retain receipt for any future warranty claim. Conditions apply. Products are guaranteed by AQQA<sup>®</sup> Aquatic Supplies to the original purchaser against defective material and workmanship under normal use for a period up to 3 years from the date of the original purchase through an Authorized Dealer. Refer to the User Manual included with your product for specific warranty details.

### Products have no warranty if:

- 1.) The product has been serviced, modified or tampered with by anyone other than AQQA<sup>®</sup> Aquatic Supplies.
- 2.) The product has been abused or damaged (including broken or cracked bulbs), and/or.
- 3.) The product has been transported without proper packaging.
- 4.) The product was purchased from an Unauthorized Reseller.

## WARRANTY LIABILITY DISCLAIMER

In no event will AQQA® be liable for any consequential or incidental damages, including but not limited to, lost aquatic life, personal injury, property damage, equipment damage, lost profits, lost wages, lost savings, lost income, etc., arising out of the use of any AQQA® products.

1.0. Terms and Conditions of Warranty.

- 1.1. AQQA® warrants to the purchaser, for 3 years from date of original purchase through an Authorized AQQA® Reseller, free to repair or replace parts where fault is found due to defective materials or faulty workmanship and where goods do not operate in accordance with the instructions.
- 1.2. All claims for repair or replacement must be made at place of purchase.
- 1.3. Only the direct purchaser is entitled to warranty claims against us and these are not transferable without our consent.
- 1.4. The original and dated Proof of Purchase (receipt) must be supplied with all goods claims. Please also provide this Guarantee where possible.
- 1.5. Wear parts (e.g.: seals, suction devices, axes, pump wheels, light sources, pH electrodes, filter media, such as filter cartridges, as well as UVC burners), glass damage and the opening of the product, as well as structural changes or the use of non-AQQA® original parts are excluded from the guarantee.
- 1.6. All goods subject to claim under Guarantee should be prepared for transportation in the original packaging or other comparable packaging which offers the same degree of protection and AQQA® must incur no costs from the shipment.
- 1.7. Where claims on inspection reveal goods are in normal working order, AQQA® will request reimbursement of all reasonable costs incurred.
- 1.8. Warranty claims do not exist in the case of only insignificant deviations from the agreed or customary condition or usability, e.g. insignificant deviations in colour, dimensions and/or quality or performance characteristics of the products.
- 1.9. Our warranty obligation extends only to the delivery of newly manufactured products. Unless otherwise agreed, used products are sold as seen, excluding any warranty.

## 7. CONTACT INFORMATION

Company Name: Shenzhen Aiku Pet Technology Co.  
Add: Room 501, No.20, Lane 1, Lishipai, Dafapu Community  
Bantian Street, Longgang District, Shenzhen Guangdong. 518000  
Email: [service@aqqapet.com](mailto:service@aqqapet.com)  
Website: <http://www.aqqapet.com>

Made in China

EC	REP
<p>Company Name:E-CrossStu GmbH</p> <p>Address:Mainzer Landstr.69, Frankfurt amMain,Hessen, 60329</p> <p>Email:E-CrossStu@web.de</p> <p>Tel:+49 69332967674</p>	

UK	REP
----	-----

Company Name:  
YH Consulting Limited

Address:C/O YH Consulting Limited Office147,Centurion House,London Road,Staines -upon-Thames,Surrey, London,TW18 4AX

Email: H2YHUK@gmail.com

Tel:+44 07514-677868

