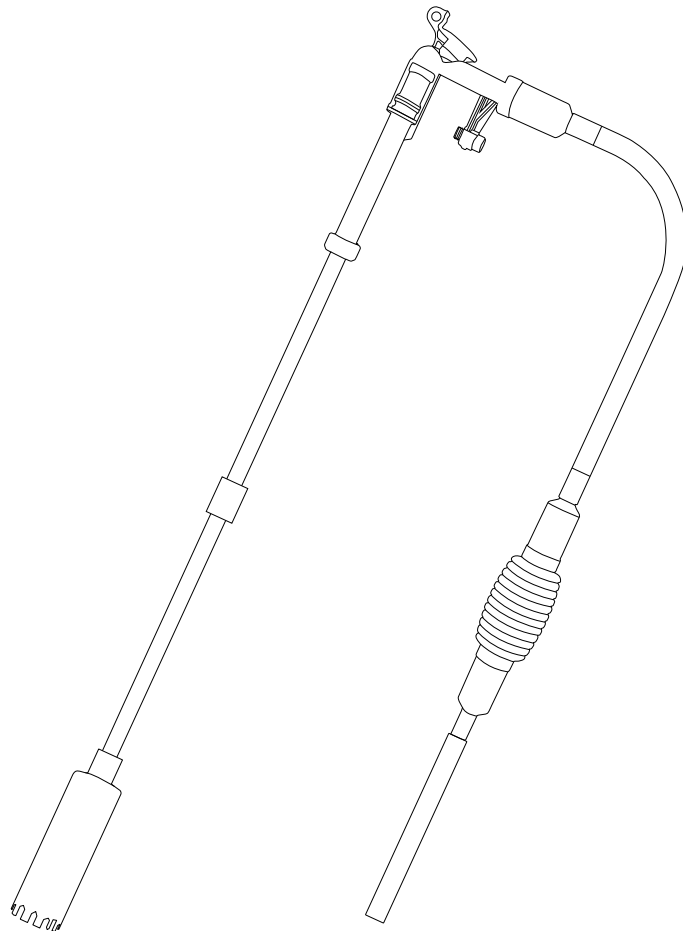




AQ113 AQQA Aquarium Gravel Cleaner User Manual



Aquarium Gravel Cleaner is a versatile manually operated tool for cleaning gravel, washing sand and changing water. This gravel cleaner is the latest design available: More unique and exquisite appearance, easier to use and with stronger suction power. It can easily clean the debris hidden in the sand or water. Ideal for cleaning gravel and changing water, providing the best environment for your aquarium life.

Please read this user manual carefully before using and follow strictly in accordance with the manual.

1. PRODUCT FEATURES

Multi-functional: This Gravel cleaner can be used for water changes, sand washing and vacuuming, and can easily remove small fish droppings, impurities, and dirty water from aquarium.

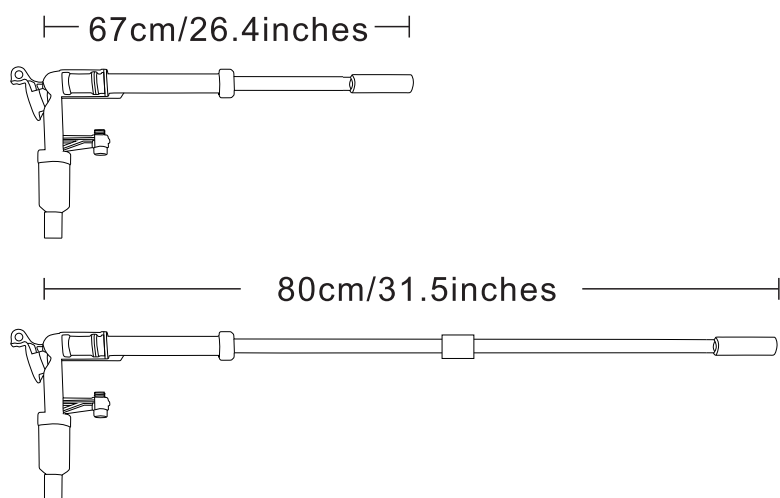
Unique Design: This Gravel cleaner is the latest design, with greater suction power to provide a better user experience. In addition, the siphon cleaner adopts a patented design for a more comfortable grip.

Powerful Vacuum Cleaner: It has enough suction power to clean every corner of the tank without getting your hands wet - Quick Drainage.

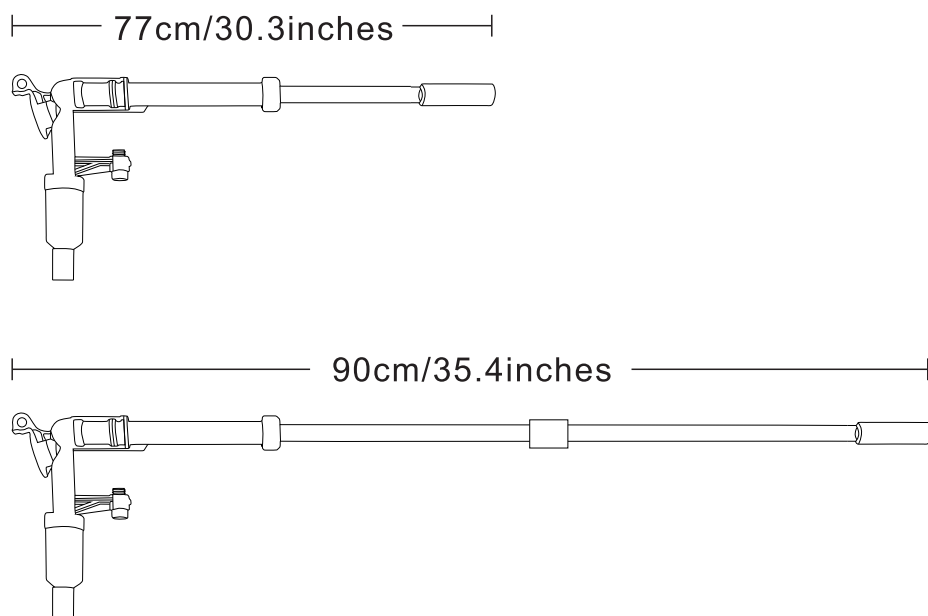
Adjustable length: The aquarium gravel cleaner with 2 extension tubes, can be retrofitted with extension rods and sand washing heads as required. The adjustable range of size S is from 66-79cm/26- 31.1 inches, and the size M is from 76-90cm/30- 35.4 inches.

NOTE: The size adjustment ranges from right-angle to anti-suction strainer basket.

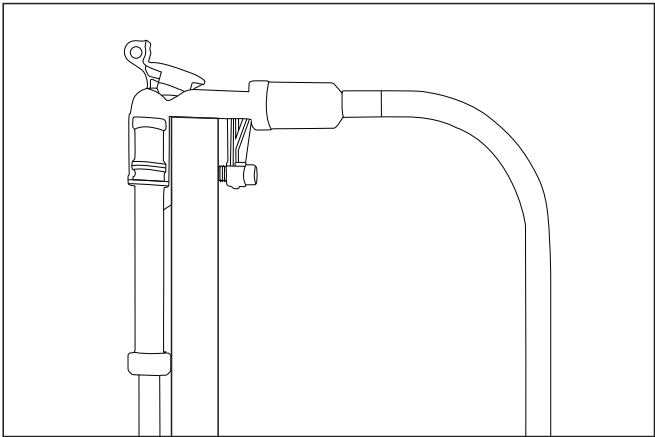
AQ113-S



AQ113-M

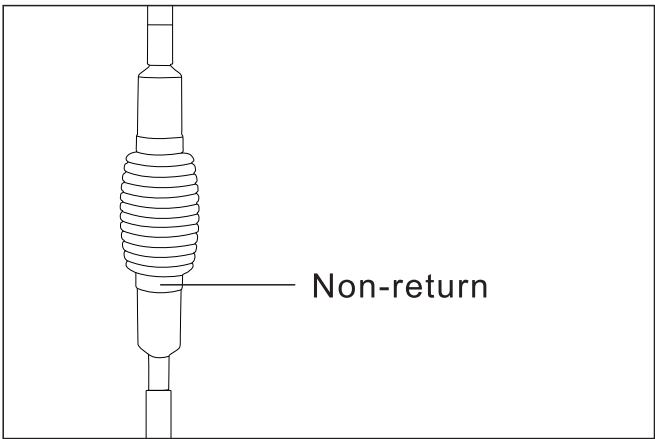


Water change mode: Can be fixed on the aquarium glass, suitable for 6-30mm/0.23-1.18inches thick glass.

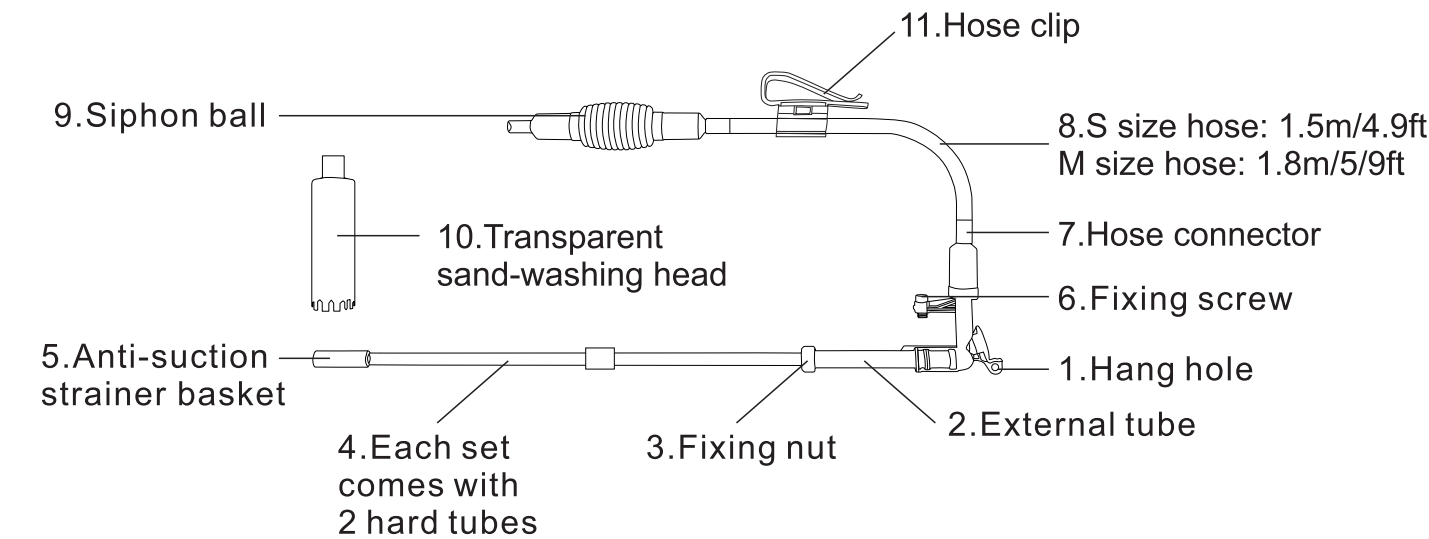


Removable and portable: The connector is removable and can be disassembled and cleaned if it is accidentally blocked during water exchange.

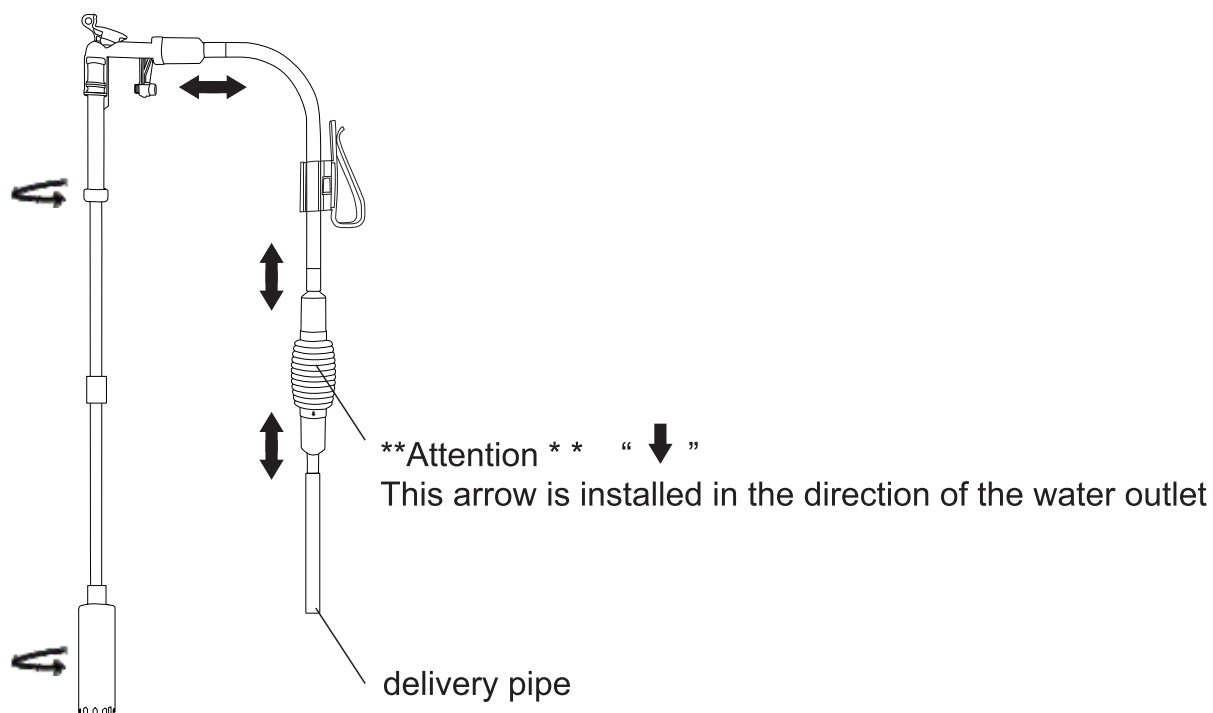
Non-return: With polyether-based TPU non-return fitting, for preventing water backflow effectively.



2. PRODUCT DIAGRAM

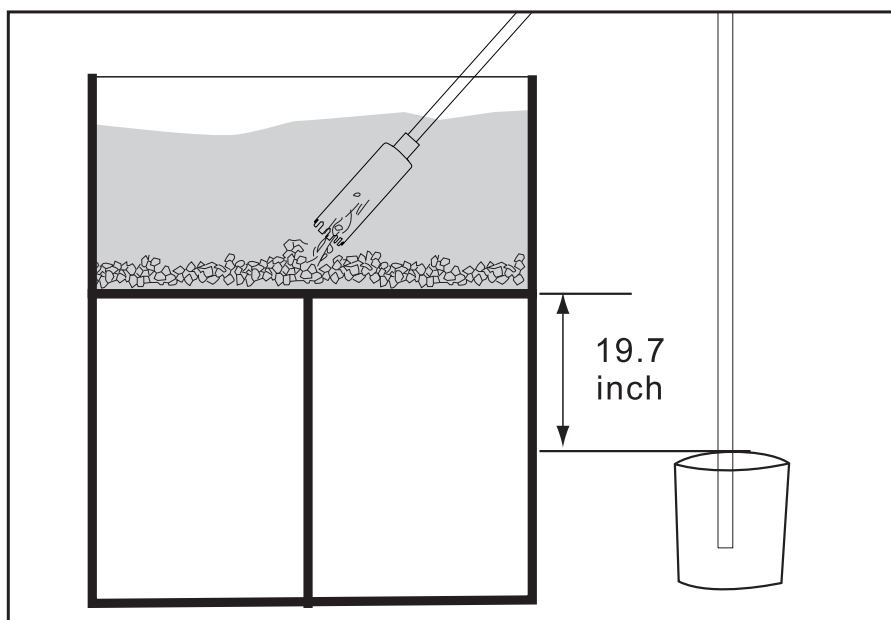


3. INSTALLATION

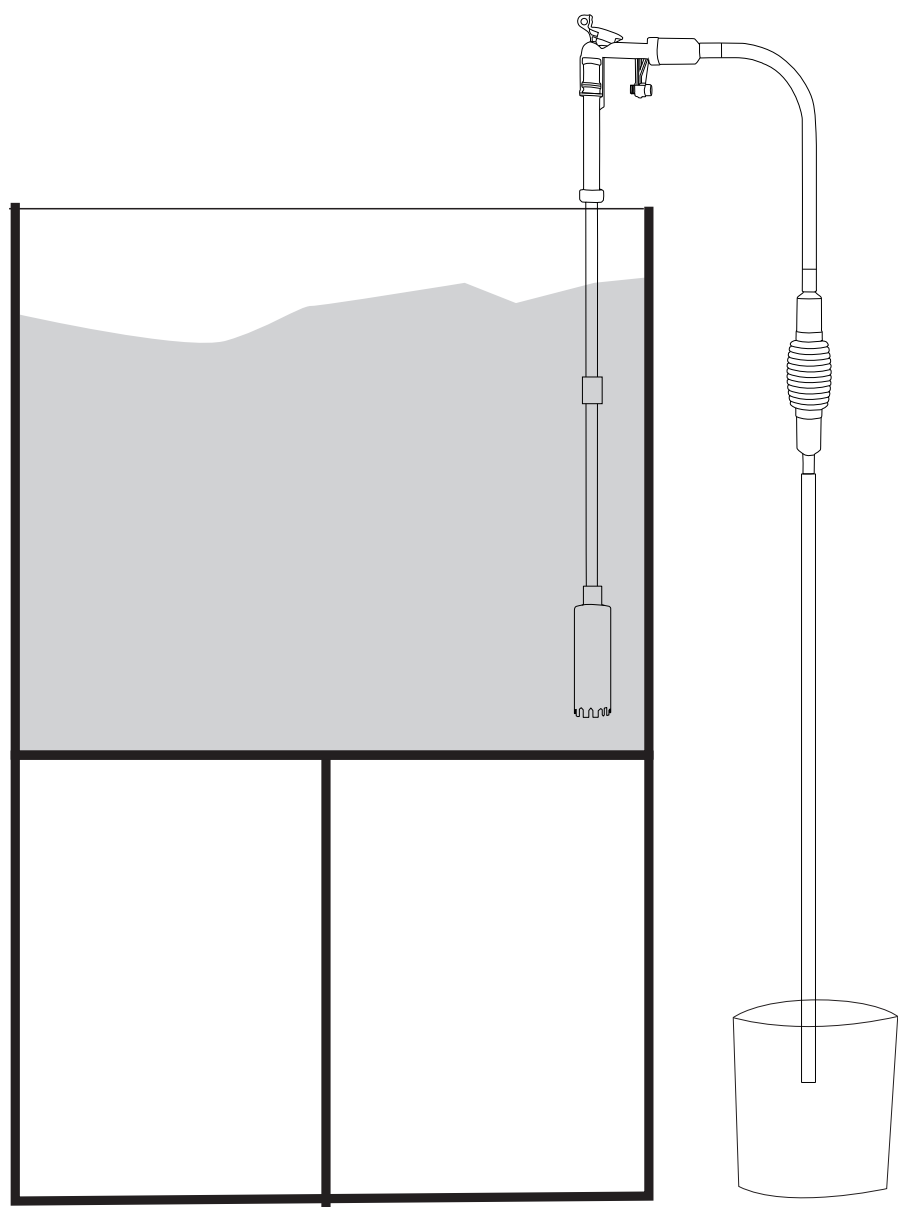


4. INSTRUCTIONS FOR USE

1. Connect the water inlet and outlet before using. Put the extension tube into aquarium and the water outlet into a bucket. When using this gravel cleaner, the water outlet must be at least 50cm/19.7inches below the water inlet.



2.Immerse the water inlet into the water. Pump several times with the hand pump to draw in water.



- 1. Fix the cleaner on top of the aquarium glass according to the picture A (or hand-held is also acceptable).
- 2. Press down on the siphon ball with your hand to change the water.

5. PRODUCT SPECIFICATIONS

Model	AQ113-S	AQ113-M
Water hose	1.5m/4.9ft	1.8m/5.9ft
Applicable tank height	≤60cm/23.6inch	≥60cm/23.6inch

6. AQQA LIMITED MANUFACTURER'S WARRANTY

We offer the end user of this product a manufacturer warranty of 3 years from the date of sale if this product was purchased from an AQQA®-authorised specialist dealer

Retain receipt for any future warranty claim. Conditions apply. Products are guaranteed by AQQA® Aquatic Supplies to the original purchaser against defective material and workmanship under normal use for a period up to 3 years from the date of the original purchase through an Authorized Dealer. Refer to the User Manual included with your product for specific warranty details.

Products have no warranty if:

1. The product has been serviced, modified or tampered with by anyone other than AQQA® Aquatic Supplies.
2. The product has been abused or damaged (including broken or cracked bulbs), and/or.
3. The product has been transported without proper packaging.
4. The product was purchased from an Unauthorized Reseller.

WARRANTY LIABILITY DISCLAIMER

In no event will AQQA® be liable for any consequential or incidental damages, including but not limited to, lost aquatic life, personal injury, property damage, equipment damage, lost profits, lost wages, lost savings, lost income, etc., arising out of the use of any AQQA® products.

1.0. Terms and Conditions of Warranty.

- 1.1. AQQA® warrants to the purchaser, for 3 years from date of original purchase through an Authorized AQQA® Reseller, free to repair or replace parts where fault is found due to defective materials or faulty workmanship and where goods do not operate in accordance with the instructions.
- 1.2. All claims for repair or replacement must be made at place of purchase.
- 1.3. Only the direct purchaser is entitled to warranty claims against us and these are not transferable without our consent.
- 1.4. The original and dated Proof of Purchase (receipt) must be supplied with all goods claims. Please also provide this Guarantee where possible.
- 1.5. Wear parts (e.g.: seals, suction devices, axes, pump wheels, light sources, pH electrodes, filter media, such as filter cartridges, as well as UVC burners), glass damage and the opening of the product, as well as structural changes or the use of non-AQQA® original parts are excluded from the guarantee.
- 1.6. All goods subject to claim under Guarantee should be prepared for transportation in the original packaging or other comparable packaging which offers the same degree of protection and AQQA® must incur no costs from the shipment.
- 1.7. Where claims on inspection reveal goods are in normal working order, AQQA® will request reimbursement of all reasonable costs incurred.
- 1.8. Warranty claims do not exist in the case of only insignificant deviations from the agreed or customary condition or usability, e.g. insignificant deviations in colour, dimensions and/or quality or performance characteristics of the products.
- 1.9. Our warranty obligation extends only to the delivery of newly manufactured products. Unless otherwise agreed, used products are sold as seen, excluding any warranty.

7. DISPOSAL

Do not dispose of this product as unsorted municipal waste. Collection of such waste separately for special treatment is necessary. This product has to be disposed of at an authorized place for the recycling of electrical and electronic appliances rather than being disposed of together with the domestic waste. Collecting and recycling waste is a way of saving natural resources. So, please consult with your local seller to make sure the product is disposed of in an environmentally friendly way.

8. CONTACT INFORMATION

Company Name: Shenzhen Aiku Pet Technology Co., Ltd
Add: Room 501, No.20, Lane 1, Lishipai, Dafapu Community
Bantian Street, Longgang District, Shenzhen Guangdong. 518000
Email: service@aqqapet.com
Website: <http://www.aqqapet.com>



Company Name:EUREP GmbH
Address:Unterlettenweg 1a 85051
Ingolstadt Germany
E-mail:eurep@eurep-gmbh.com
Tel:+49 841 8869 7744



Company Name:ACUMEN
INTERNATIONAL BUSINESS
CONSULTANCY LTD
Address:102 Ock Street,
Abingdon, OX14 5DH
E-mail:info@ukacumen.com
Tel:+44 7410130548



MADE IN CHINA