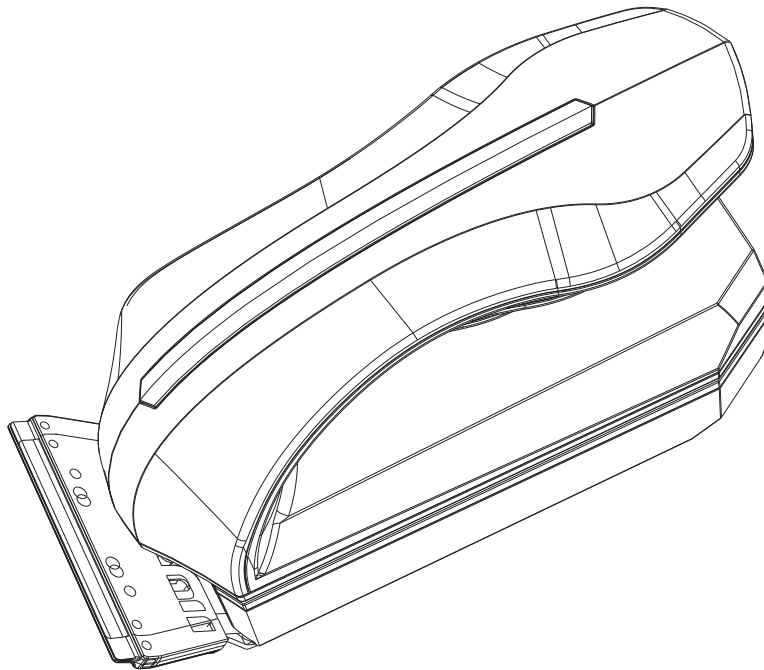




# AQ076 USER MANUAL

AQQA Magnetic Aquarium Glass Cleaner



AQQA Magnetic Aquarium Glass Cleaner can be used as a scrubber and scraper to clean the glass in freshwater and saltwater aquariums. Please read this user manual carefully before use and follow strictly in accordance with it.

**WARNING:** Do not use stainless steel blades in acrylic aquariums.

## 1. PRODUCT FEATURES

**Super Strong Magnetic Power:** The AQQA Magnetic Aquarium Glass Cleaner contains a high-quality rare earth magnet with particularly high holding power, which holds the glass cleaner securely and firmly to the aquarium glass.

**Multi-function Special Blades:** The glass cleaner can be used as a scrubber or scraper. The black surface with stiff bristles protects against scratches and is suitable for removing algae and stubborn dirt from the aquarium glass. The blades are made of stainless steel or plastic and can even handle crusty algae and other particularly stubborn dirt.

**Unique Design:** The strong magnet and ergonomic design of the handle allow easy and comfortable cleaning with the glass cleaner.

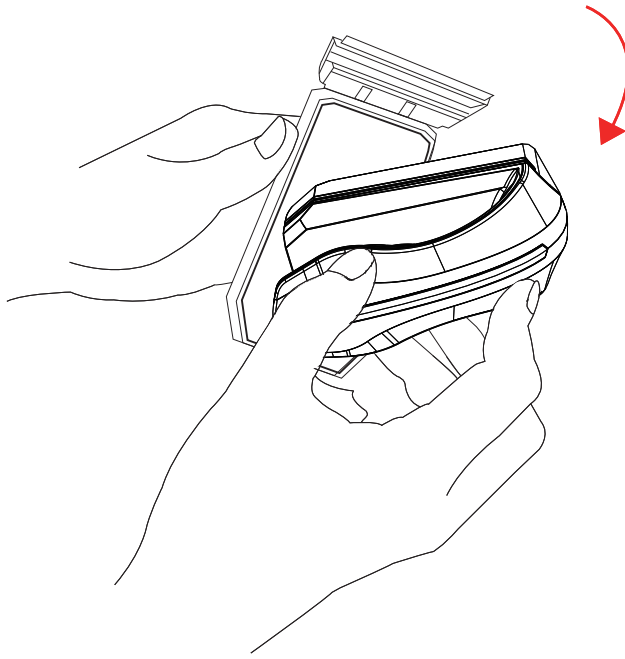
**Float-up Design:** When the soft side is removed from the aquarium glass, the part of the glass cleaner that is in the aquarium floats to the water surface. This allows you to remove it without getting your hands wet or disturbing fish or aquatic plants.

## 2. PRODUCT PARAMETERS

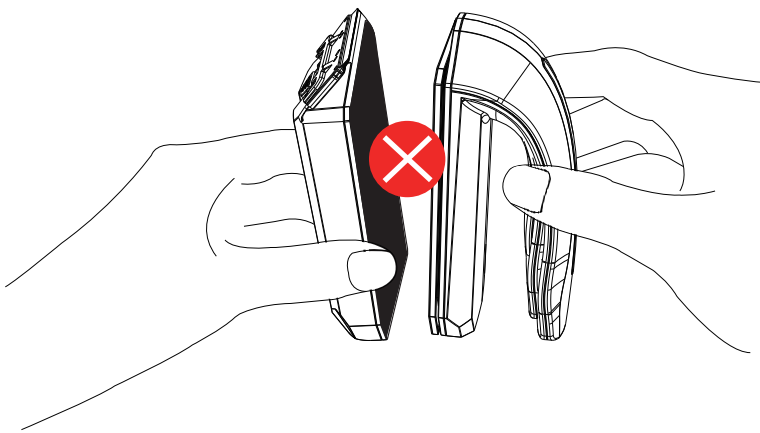
Model No:	AQ076		
Size	M	L	XL
Thickness Glass	0.4~1.0cm 0.2~0.4in	0.5~1.5cm 0.2~0.6in	1.0~2.5cm 0.4~1.0in
Product Size	12*5.0*7.5cm 4.7*2.0*3.0in	15*6.0*7.5cm 6.0*2.4*3.0in	15.5*7.2*8.4cm 6.1*2.8*3.3inch

### 3. METHOD OF APPLICATION

- Take the cleaner out of the package and turn the upper part 90° to separate the two parts. Then hold the part with the stiff bristles against the aquarium glass from the inside and place the part with the soft surface against it from the outside.

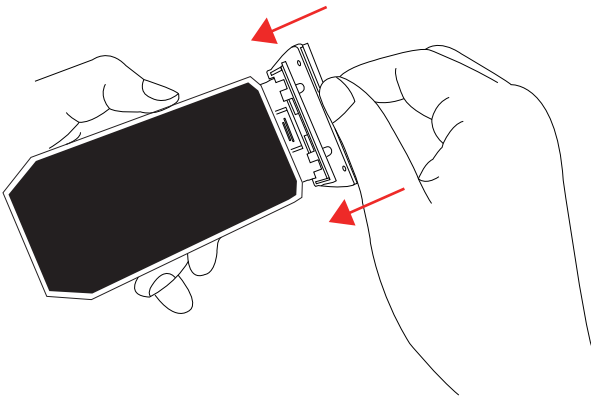


**Important reminder:** When you put both parts together outside the aquarium, always put a piece of thin cardboard between them. Because of the extremely strong magnetic force, this makes it easy to separate the two parts again later.

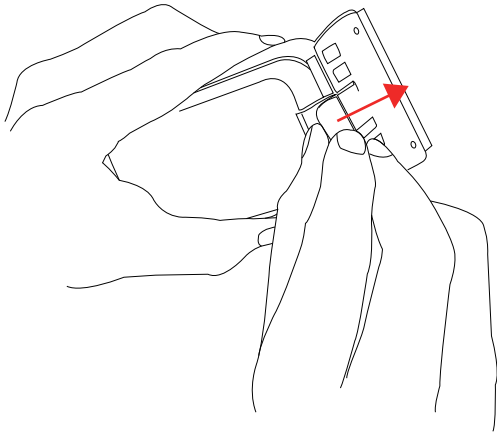


- **Follow the instructions below to assemble the blade:**

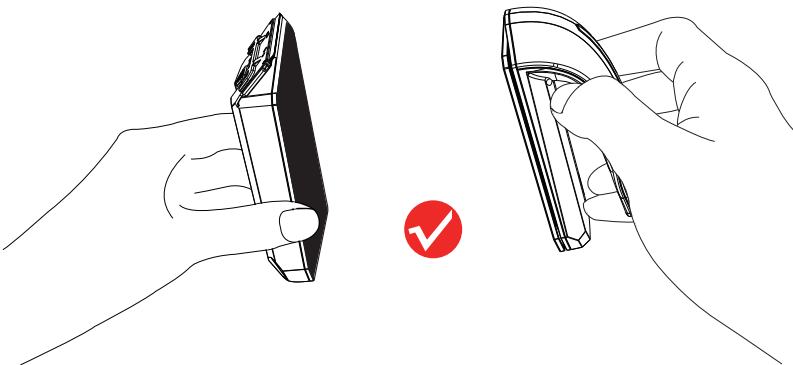
Before use, insert the blade into the designated slot on the glass cleaner.

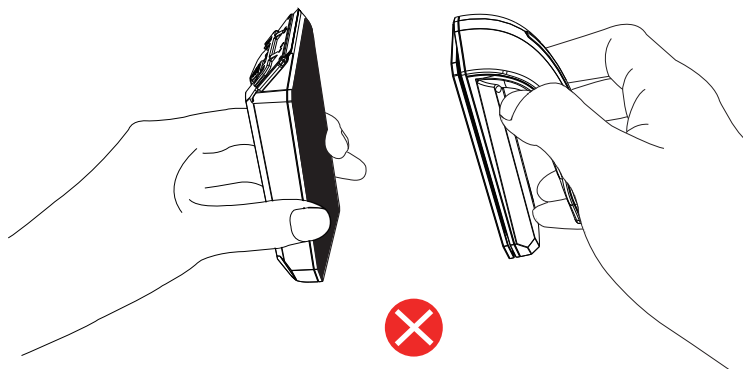



Remove the blade from the cleaner after use.

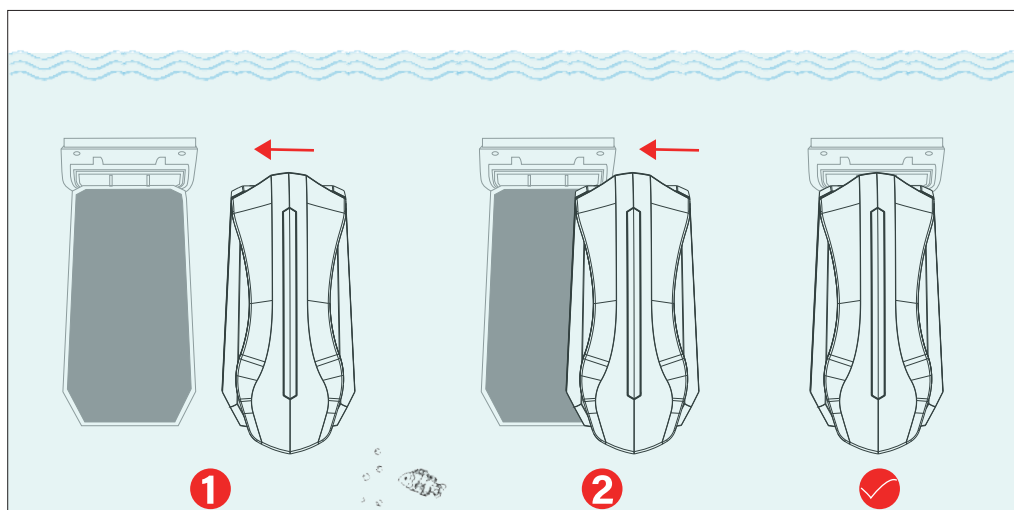


- Be careful not to pinch your fingers between the two parts of the glass cleaner. Only ever hold the cleaner at the side and keep your fingers away from the two surfaces facing the glass.





- To attach the cleaner to the aquarium glass, first hold the part with the stiff cleaning bristles against the inside of the glass and the part with the soft surface against it, offset a little. (Hold both parts firmly so that the glass is not accidentally damaged). Then carefully push both parts together slowly until the magnet grips. Then you can start with the cleaning work.



- When not in use, store the glass cleaner in its packaging.
- Please be careful not to knock/drop the device from a high place.
- For optimal cleaning results, clean the surfaces after each use.
- The two blades can be easily and conveniently replaced.

## **4. ATTENTIONS**

- Please read this user manual carefully before use and follow strictly in accordance with the manual.
- Use caution when attaching and removing the sharp blades and store them in a safe place.
- Use caution when using this powerful magnetic glass cleaner and be careful not to pinch your fingers between the two parts.
- Please keep the magnetic glass cleaner away from children.
- The magnetic glass cleaner is not suitable if you wear a pacemaker or have a defibrillator implanted.
- If you forgot to insert the cardboard insert between the parts for storage, use a screwdriver or similar to separate them.
- To avoid reducing the magnetic force, do not expose the magnetic glass cleaner to high temperatures.
- Please keep away from all magnetic objects such as scissors, etc.

## **5. PACKAGE INCLUDED**

1x Cleaning side with stiff bristles  
1x Soft cleaning side  
1x Stainless steel blade  
1x Plastic blade  
1x User manual

## **6. AQQA LIMITED MANUFACTURER'S WARRANTY**

We offer the end user of this product a manufacturer warranty of 2 years from the date of sale if this product was purchased from an AQQA<sup>®</sup>-authorised specialist dealer

Retain receipt for any future warranty claim. Conditions apply. Products are guaranteed by AQQA<sup>®</sup> Aquatic Supplies to the original purchaser against defective material and workmanship under normal use for a period up to 2 years from the date of the original purchase through an Authorized Dealer. Refer to the User Manual included with your product for specific warranty details.

**Products have no warranty if:**

1. The product has been serviced, modified or tampered with by anyone other than AQQA® Aquatic Supplies.
2. The product has been abused or damaged (including broken or cracked bulbs), and/or.
3. The product has been transported without proper packaging.
4. The product was purchased from an Unauthorized Reseller.

**WARRANTY LIABILITY DISCLAIMER**

In no event will AQQA® be liable for any consequential or incidental damages, including but not limited to, lost aquatic life, personal injury, property damage, equipment damage, lost profits, lost wages, lost savings, lost income, etc., arising out of the use of any AQQA® products.

**1.0. Terms and Conditions of Warranty.**

- 1.1. AQQA® warrants to the purchaser, for 2 years from date of original purchase through an Authorized AQQA® Reseller, free to repair or replace parts where fault is found due to defective materials or faulty workmanship and where goods do not operate in accordance with the instructions.
- 1.2. All claims for repair or replacement must be made at place of purchase.
- 1.3. Only the direct purchaser is entitled to warranty claims against us and these are not transferable without our consent.
- 1.4. The original and dated Proof of Purchase (receipt) must be supplied with all goods claims. Please also provide this Guarantee where possible.
- 1.5. Wear parts (e.g.: seals, suction devices, axes, pump wheels, light sources, pH electrodes, filter media, such as filter cartridges, as well as UVC burners), glass damage and the opening of the product, as well as structural changes or the use of non-AQQA® original parts are excluded from the guarantee.
- 1.6. All goods subject to claim under Guarantee should be prepared for transportation in the original packaging or other comparable packaging which offers the same degree of protection and AQQA® must incur no costs from the shipment.
- 1.7. Where claims on inspection reveal goods are in normal working order, AQQA® will request reimbursement of all reasonable costs incurred.
- 1.8. Warranty claims do not exist in the case of only insignificant deviations from the agreed or customary condition or usability, e.g. insignificant deviations in colour, dimensions and/or quality or performance characteristics of the products.
- 1.9. Our warranty obligation extends only to the delivery of newly manufactured products. Unless otherwise agreed, used products are sold as seen, excluding any warranty.

**7. CONTACT INFORMATION**

Company Name: Shenzhen Aiku Pet Technology Co., Ltd  
Add: Room 501, No.20, Lane 1, Lishipai, Dafapu Community  
Bantian Street, Longgang District, Shenzhen Guangdong. 518000  
Email: [service@aqqapet.com](mailto:service@aqqapet.com)  
Website: <http://www.aqqapet.com>



@AQQA Aquarium



Company: E-CrossStu GmbH  
Address: Mainzer Landstr.69, 60329  
Frankfurt am Main  
Email: E-crossStu@web.de  
Nr.202504727907



Company Name: YH Consulting Limited  
Address: C/O YH Consulting Limited Office  
147 Centurion House, London Road  
Staines-upon-Thames, Surrey, TW18 4AX  
Email: H2YHUK@gmail.com  
Tel: +44 07514-677868  
No.202504725766



MADE IN CHINA