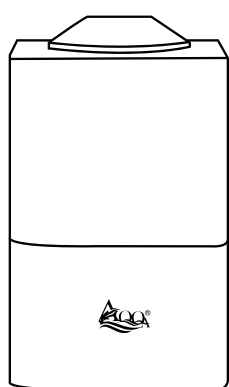
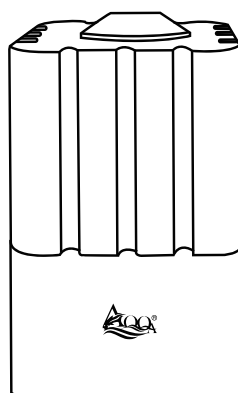


USER MANUAL

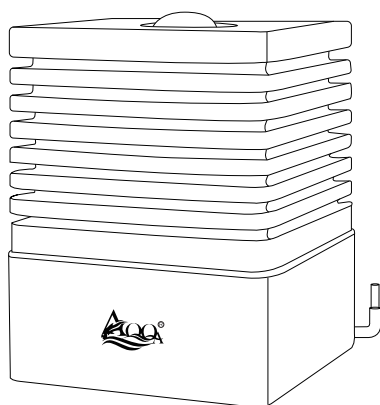
AQQA AQUARIUM BIOCHEMICAL SPONGE FILTER




AQ033-S



AQ046-S

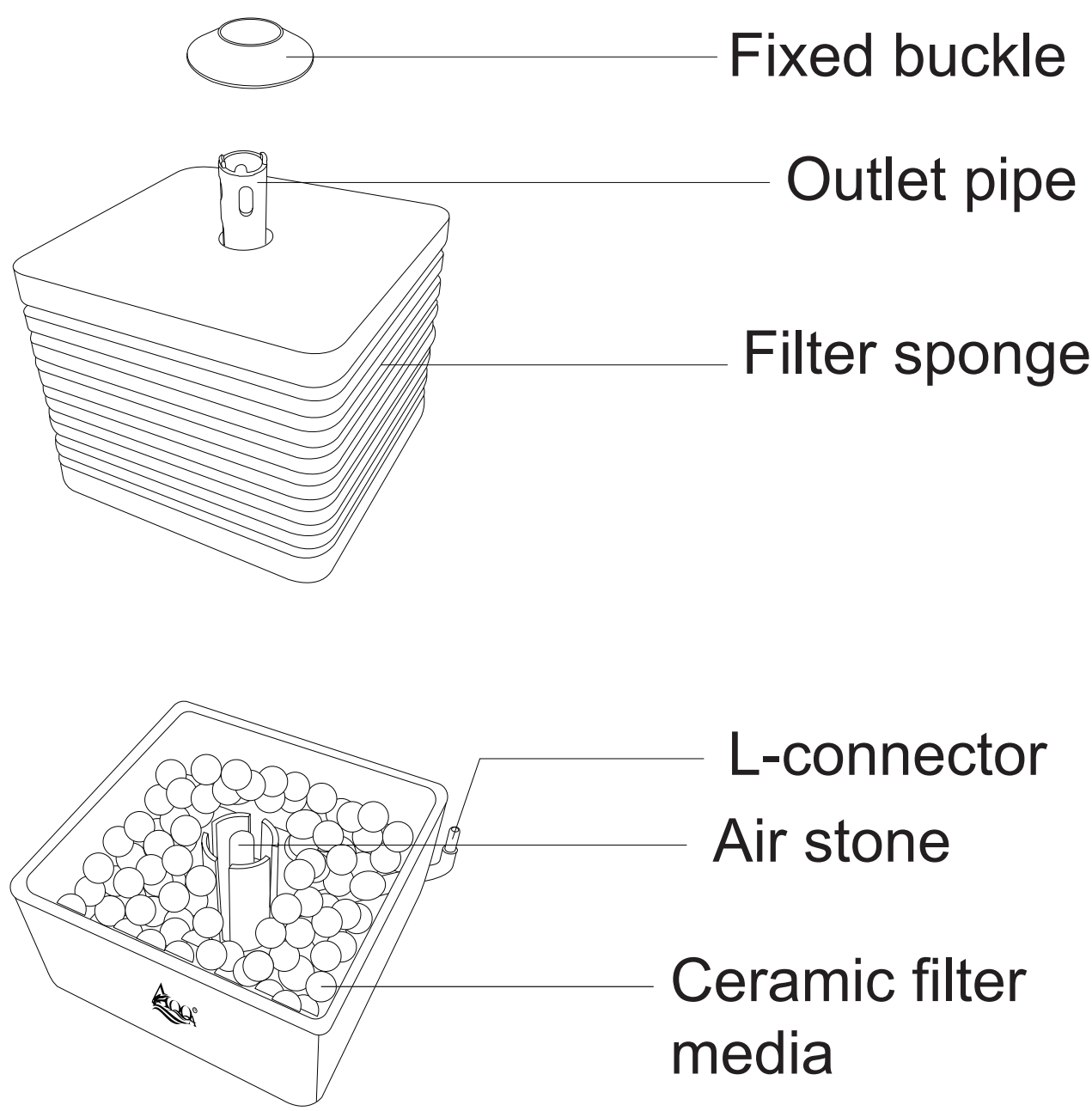


AQ033-M



AQ046-M

1.PRODUCT DIAGRAM



2. PRODUCT FEATURES

More efficient and durable: Super biochemical sponge design and made of premium materials.Sponges means more surface area for

beneficial bacteria filtering and making the aquarium water crystal clear. It also can remove the peculiar smell.

Mechanical and biological filtration: Container with ceramic pearls and biochemical sponge. Both are easily replaceable.

Increase dissolved oxygen and cultivate beneficial bacterial: Ceramic pearls filtration media will remove harmful substance and increase dissolved oxygen.

Properly Increase oxygen levels: Air stones can produce fine bubbles for oxygen replacement to add oxygen and circulate nutrition to your hydroponic growing system. It creates a circle of bubbles that helps keep healthy fish and adds to the beauty of the aquarium.

Easy to set up and clean: It is easy to install this sponge filter and easy to clean all parts of sponge and ceramic pearls. You can also replace the ceramic pearls with other bio filter media.

Suitable for shrimp, betta, tropical fish, planted tanks or others

3.PRODUCT SPECIFICATIONS

Model	AQ033-S/AQ046-S	AQ033-M/AQ046-M
Size	10*6*6CM (3.94"x2.36"x2.36")	16*9*9CM (6.3"x3.54"x3.54")
Material	ABS+PVC+ Filter cotton	ABS+PVC+ Filter cotton
Suitable for fish tank	Below 40cm	Below 60cm


4.PACKAGE INCLUDED:

- 1* filter with media container
- 1* Sponge Replacement
- 1* User manual

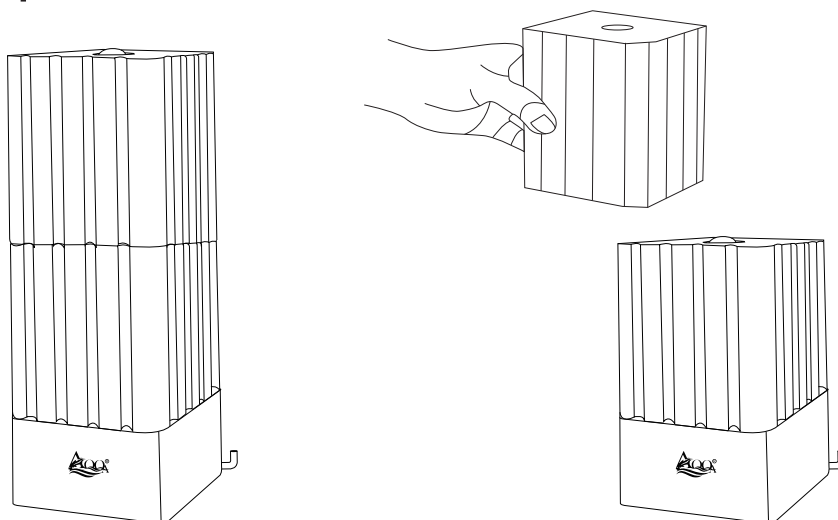
5.METHOD OF APPLICATION

Please install the filter according to the following steps:


Step1. Take off the Fixed buckle



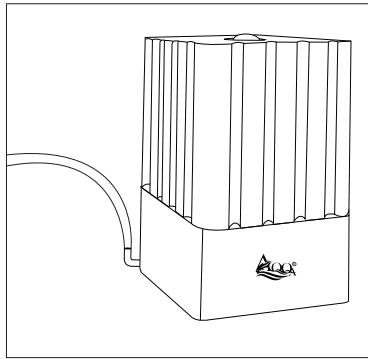
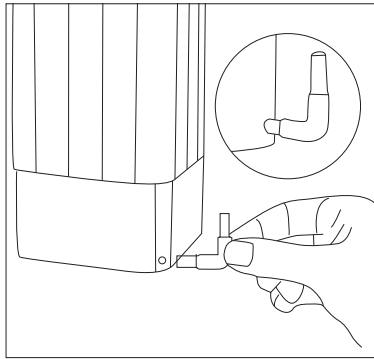
Step2. Take off an extra sponge, save it as a replacement.



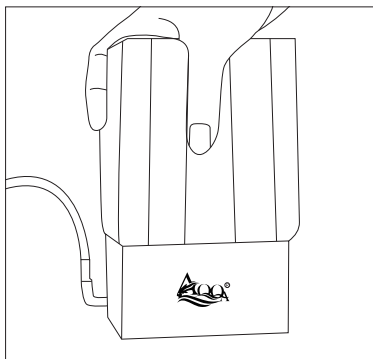
Step3. Fix the buckle



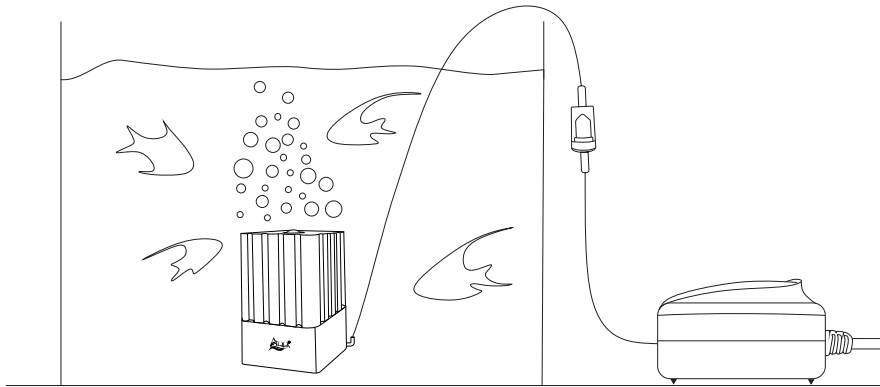
Step4. Insert the L-connector into the hole of the filter container, and the other end is connected to the air tube suitable for 4mm/0.16" (Inner diameter) air tubing.



Step5. Put this product completely into the water, squeeze the sponge repeatedly, making sure the air is completely out of a sponge. After the sponge is full of water, the filter can sink to the bottom of the Aquarium.

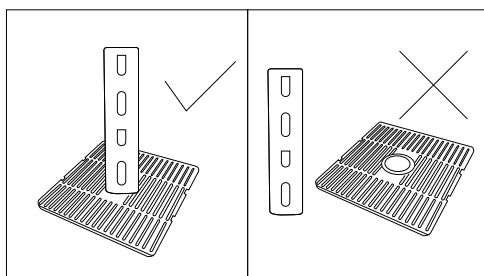
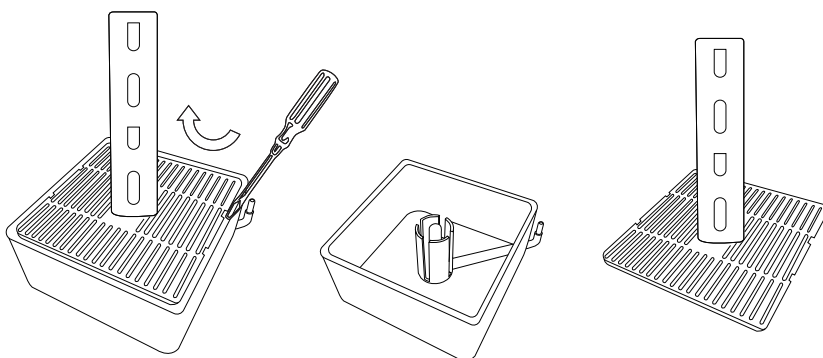


Step6. This product needs to be connected to an air pump (NOT INCLUDED). It is recommended to use a check valve on the air pipe to prevent water from flowing back to the air pump.

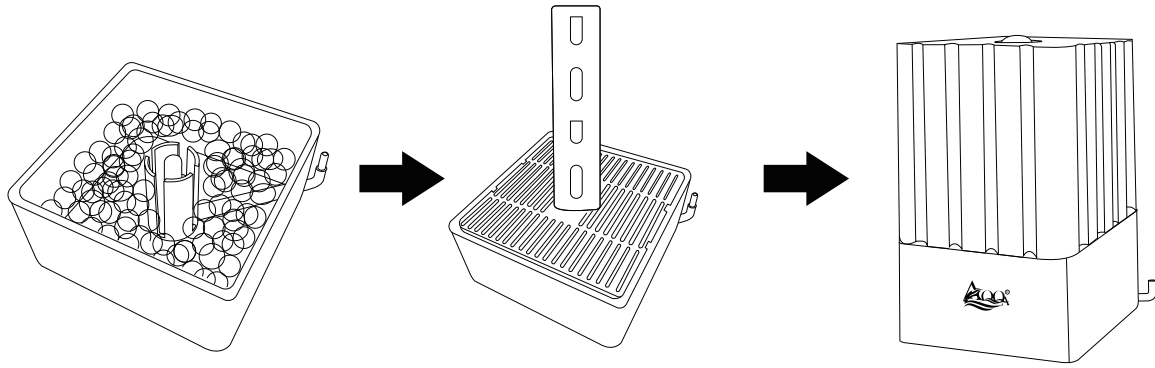


Note: There're 2 sponges attached together for compact package, please only keep one on the filter and save another one as a replacement. Due to the long transportation time, the sponge may be deformed, please put the sponge in the water for 10-30 minutes to restore the original shape.

If you need to change or wash the ceramic filter media, please follow the steps:



Please do not pull out the outlet pipe



6.WARNING

- a. Don't use tap water or hot water to clean the biochemical sponge filter.
- b. Make sure cleaning the filter with tank water.
- c. Make sure the sponge filter is on vertically, otherwise the pipe will be blocked by the ceramic pearls.
- d. Clean the filter with tank water every 2 ~ 4 weeks.
- e. We recommend replacing the sponge and ceramic pearls every 5 ~ 6 months.

7.WARRANTY

1. 1-year free warranty.
2. 1-month free return.
3. Free replacement for 3 months.

8. CONTACT INFORMATION:


Company Name :Shenzhen Aiku Pet Technology Co.,Ltd
Add:Room 501,No.20,Lane 1,Lishipai,Dafapu Community
Bantian Street,Longgang District ,Shenzhen Guangdong.
518000
Email:service@aqqapet.com
Website:http://www.aqqapet.com



Company Name:E-CrossStu GmbH
Address:Mainzer Landstr.69,Frankfurt am
Main,Hessen,60329
Email:E-CrossStu@web.de
Tel:+49 69332967674



Company Name:YH Consulting Limited
Address:C/O YH Consulting Limited Office
147,Centurion House,London Road,Staines
-upon-Thames,Surrey,London,TW18 4AX
Email: H2YHUK@gmail.com
Tel:+44 07514-677868



MADE IN CHINA