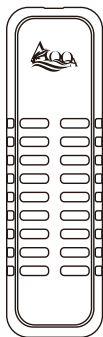


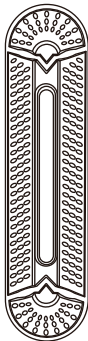


USER MANUAL

AQQA Double Tubes Quartz Aquarium Heater AQ-020 & AQ-029



AQ-020



AQ-029

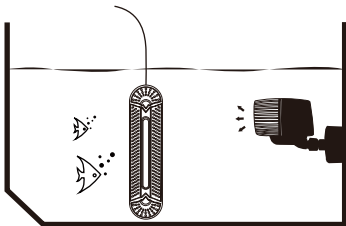


AQQA's heater is the perfect aquarium heater for your freshwater or saltwater aquariums.

****Reminder: The controller is not waterproof, please make sure it stay dry****

Important Reminder

- 1) Place the AQQA heater fully submersible when it's on, unplug the heater and wait for 15 minutes before changing water or removing the heater.
- 2) Please make sure there is enough water flow and water circulation in your fish tank when using the heater.
- 3) Please do not bury the heating rod or use it near sand.



1. PRODUCT FEATURES

Rapid thermal accumulation: The heating rod is made of explosion-proof quartz and a high-temperature resistant nickel-chromium heating wire with silicon carbide heat conduction; this results in faster and safer water heating. It is more durable and lasts longer. The double heating rod makes it a more powerful heater.

LCD digital temperature display: LCD digital display screen shows default setting in Fahrenheit (or Celsius) for the current water temperature and you can preset temperature. The external touch controller makes it easy to set and operate. Every touch changes the set temperature by 1°F / 1°C. The beautiful marquee indicator shows the heating status.

Precise temperature control: Indicator light turns red and starts heating when the current water temperature is 1°F / 1°C lower than the set temperature. It turns to steady blue when the water reaches the set temperature. The heating rod temperatures ranges from 59°F to a max of 93°F to prevent livestock injury.

Easy operation: Plug to the socket to use directly. The clear LCD display is easy to read and set! Pressing it for 3 seconds can change between Celsius and Fahrenheit.

Auto power off and warning signal: When the heating rod is exposed to air, the heater will shut off automatically and send out a warning signal. When the heating rod is completely immersed in water, it will start working again.

Accurate, Reliable, and Durable: The double quartz tubes are made of premium

material and with precise scientific design. Our heater will provide years of reliable use.

Memory function: If power is cut off, the heater will keep the temperature settings until it powers on again.

High-temperature resistant safety cover: High quality and high temperature PC resistant plastic cover prevents fish from being harmed.

2.PRODUCT PARAMETERS

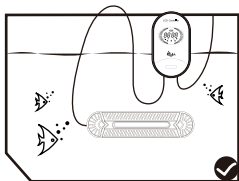
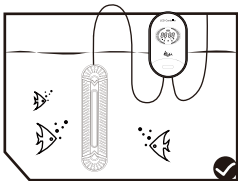
Model No:	AQ-020/AQ-029	
Voltage	<input type="checkbox"/> 110V/60Hz	<input type="checkbox"/> 220-240V/50Hz
Power	<input type="checkbox"/> 500W	<input type="checkbox"/> 800W
Cord length	6.3ft+4ft/1.9m+1.2m	
Application	66-135Gal /250~500L	80-220Gal/300~800L
Temp Accuracy	±1°F/±1°C	
Control Range	59°F~93°F/ 15°C~34 °C	
Heating Rod Dimension	11.2x3.4x1.4inch/11.4x3x1.2inch	
Temp Controller Dimension	4.5x3.5x1.2inch	

3.PACKAGE INCLUDES

- 1× Double quartz heater with LCD digital controller
- 1x 2pcs suction cups
- 1x Adjustable clip
- 1× User manual

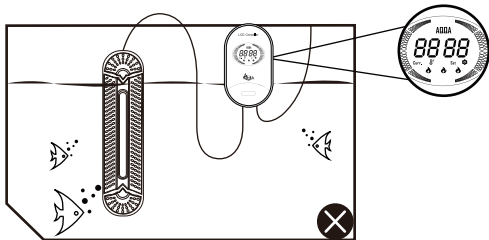
4. APPLICATION

A.Place the heater as shown in the following diagram:



B. Digital display models

1. Out of water: when the heating rod is out of water (at least 2.4inches) , it will display the fault code of "E1"and make the warning signal.



5. WARNING: To guard against injury, basic safety precautions should be observed including the following:

1. Read and follow this user manual strictly.

2. **DANGER-** To avoid possible electric shock, special care should be taken since water is employed in the use of aquarium equipment. For each of the following situations, do not attempt to repair yourself; return the heater to an authorized service facility for service or discard the heater.

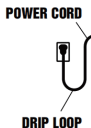
A. If the heater shows any sign of abnormal operation, unplug the power and remove the heater from water after 15 minutes.

B. Carefully examine the heater after installation. It should not be plugged in if there is water on parts not intended to be wet.

C. Do not operate the heater if it has a damaged cord or plug, if it is malfunctioning, or if it is dropped or damaged in any manner. The power cord of this heater cannot be replaced; if the cord is damaged, the heater should be discarded.

D. To avoid the possibility of the heater plug getting wet, position aquarium stand and tank to one side of a wall mounted outlet to prevent water from dripping onto the outlet or plug. A "drip loop", shown in the figure below, should be arranged by the user for each cord connecting the heater to the outlet. The "drip loop" is the part of the cord below the level of the outlet, or the connector. If an extension cord is used, to prevent water traveling along the cord and coming in contact with the outlet. If the plug or outlet does get wet, DO NOT unplug the cord. Disconnect the

fuse to the circuit breaker that supplies power to the heater. Then unplug and examine for the presence of water in the outlet.



3. Close supervision is necessary when the heater is used near children. Daily supervision is necessary when the heater is being used.
4. This heater should not be used by persons (including children) with reduced physical, sensory or mental capabilities, or lack of experience and knowledge, unless they have been given supervision or instruction concerning use of the heater by a person responsible for their safety.
5. To avoid injury, do not touch moving parts or hot parts.
6. Always unplug the heater from the outlet when not in use, before putting on or taking off parts, before maintenance, or placing hands in the water. Never yank the cord to pull plug from outlet. Grasp the plug and pull gently to disconnect.
7. Do not use the heater for other than intended use. The use of attachments not recommended or sold by the appliance manufacturer may cause an unsafe condition and will void the warranty.
8. Do not install or store the heater where it will be exposed to the weather or to temperatures below freezing.
9. Only use in freshwater or saltwater aquariums; do not use the heater in other liquids.
10. Make sure the heater is securely installed before operating it.
11. Read and observe all the important notices on the heater.
12. If an extension cord is necessary, a cord with a proper rating should be used. A cord rated for less amperes or watts than the heater rating may overheat. Care should be taken to arrange the cord so that it will not be tripped over or pulled.
13. The heater is intended FOR HOUSEHOLD USE ONLY.
14. SAVE THIS USER MANUAL.

6. ATTENTION:

- ✓ Please check all the items to inspect condition when unboxing the package.
- ✓ Please read and follow all the instructions carefully.
- ✓ Please choose a heater rated for your aquarium.
- ✓ Please place the heating rod in water flow and don't bury it in substrate.

- ✓ Please place the heating rod fully submersed in water when it's on duty. Unplug the heater and wait for 15 minutes before changing water or removing the heater.
- ✓ Please keep in mind that the heater can be turned off automatically when exposed to air, but it is a last resort and should be avoided.
- ✓ After using of the heater, calcium carbonate contained in algae or moss may clump and adhere to the heating rod.
- ✓ If dirt adheres to the heating rod, use a sponge or cloth and water to wipe it. Do not use alcohol or other chemicals as this may damage the heater and harm fish or livestock.
- ✓ When used for a prolonged period with dirt adhered to the heating element, be aware that it may cause failure due to the inability to control the temperature correctly.

7. DISPOSAL

Do not dispose this product as unsorted municipal waste. This product must not be disposed together with the domestic waste it must be disposed of at an authorized place for recycling of electrical and electronic appliances. By collecting and recycling waste, you help save natural resources, and make sure the product is disposed in an environmental friendly way.



8. WARRANTY

1. 1-year free warranty.
2. 1-month free return.
3. Free replacement for 3 months.

9. CONTACT INFORMATION:

Company Name: Shenzhen Aiku Pet Technology Co., Ltd
Address: Room 501, No.20, Lane 1, Lishipai, Dafapu Community ,
Bantian Street, Longgang District, Shenzhen Guangdong. 518000
Hotline: 888-666-0582(Free call in US)
Email: service@aqqapet.com
Website: <http://www.aqqapet.com>

Thank you for choosing AQQA. Making aquarium keeping easier one product at a time. If you have any problems or suggestions for the quartz heater, please contact us by email before leaving feedback or opening a case, it will be the fastest way to solve your problem. If you are satisfied with the quartz heater, please leave positive feedback for our product in order to let more customers enjoy it. Thanks again!