
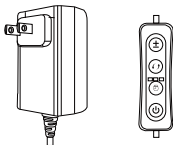




AQ-022 USER MANUAL

AQQA PLANTED AQUARIUM EXTENDABLE LED LIGHT



AQQA Planted Aquarium Extendable LED Light is intended for planted aquariums. Please read this manual carefully before using and follow the instructions carefully.



*****Reminder: The controller is not waterproof, please do not allow it to get wet*****

1.PRODUCT FEATURES

Durable and Waterproof: Clear resin fill is used to ensure the lights are waterproof and durable.

Super bright: 5730 LEDS provide bright illumination for your plants, fish, and will enhance the aesthetic appeal of your tank.

Adjustable timer with Intelligent Cycle: Lighting time can be programmed to 3H/6H/12H and intelligent cycle working.

Adjustable Brightness: Lighting mode can be adjusted to 9 stages of brightness (30%-45%-60%-85%-100%-85%-60%-45%-30%) and light cycled.

Elegant Metal Housing: Matte finished metal surface is made from heavy-duty aluminum and built with a multi-slot thermal design to increase heat dissipation and keep the light cool while operating.

Extendable Bracket: Extendable bracket allows LED lights to fit different size aquariums.

Suitable for planted and freshwater aquariums:

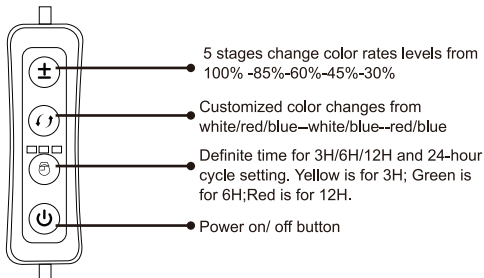
The full-spectrum bulbs can produce a variety of colors depending on your preferences.

2.PRODUCT PARAMETERS

MODEL	11W (30CM)	18W (45CM)	22W (60CM)	32W (80CM)	40W (90CM)	45W (120CM)
INPUT VOTAGE	AC100-240V					
OUTPUT VOTAGE	DC12V					
LED QUANTITY	36PCS	60PCS	72PCS	108PCS	144PCS	156PCS
	(White:) 25PCS	(White:) 41PCS	(White:) 49PCS	(White:) 73PCS	(White:) 97PCS	(White:) 105PCS
	(Blue:) 4PCS	(Blue:) 6PCS	(Blue:) 7PCS	(Blue:) 10PCS	(Blue:) 13PCS	(Blue:) 14PCS
	(Red:) 7PCS	(Red:) 13PCS	(Red:) 16PCS	(Red:) 25PCS	(Red:) 34PCS	(Red:) 37PCS
LIGHT SIZE (WITHOUT BRACKET)	10.2"X4.1" X0.59"	16.1"X4.1" X0.59"	22"X4.1" X0.59"	29.9"X4.1" X0.59"	33.85"X4.1" X0.59"	45.7"X4.1" X0.59"
	26X10,5 X1.5cm	41X10,5 X1.5cm	56X10,5 X1.5cm	76X10,5 X1.5cm	86X10,5 X1.5cm	116X10,5 X1.5cm
APPLICATION	30~45cm (11.8"~17.7")	45~60cm (17.7"~23.6")	60~80cm (23.6"~31.5")	80~90cm (31.5"~35.4")	90~116cm (35.4"~46")	120~130cm (47.2"~51.2")
POWER CORD	2.6m(8.5ft)					

3.METHOD OF APPLICATION

Controller Instruction



Instructions for use:

A.Unpack the box and check that the light and all other accessories are included. If any parts are missing, please contact the seller.

B.Expand both sides of the metal bracket to match the length of your aquarium.

C.Connect the power supply to the light, then plug it in. Ensure a drip loop is created before the outlet as shown on the warning.

4.ATTENTION:

- ✓ Please read the manual carefully before using and follow all instructions.
- ✓ Please keep the switch away from water, the switch is not waterproof.
- ✓ Please keep the light away from flammable items.
- ✓ Please unplug the power and contact the seller if the light is not working properly, ****OPENING WILL VOID WARRANTY****
- ✓ Please unplug the power before maintenance.
- ✓ Please remember that the safe working temperature range for the light is 23~113°F.

5.PACKAGE INCLUDES:

- 1×Led Light
- 1×AC/DC power adaptor
- 2×Metal brackets
- 1×User manual

6. DISPOSAL

Do not dispose this product as unsorted municipal waste.This product must not be disposed together with the domestic waste it must be disposed of at an authorized place for recycling of electrical and electronic appliances.By collecting and recycling waste, you help save natural resources,and make sure the product is disposed in an environmental friendly way.



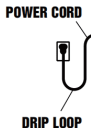
7. WARNING:

To avoid possible electrical shock, do not immerse the switch in water. If the switch falls into the water, or otherwise becomes wet, do not touch it until you have unplugged it. Basic safety precautions should be observed including the following:

- ① Read and follow this user manual strictly.
- ② **DANGER**-To avoid possible electric shock, special care should be taken. For each of the following situations, do not attempt to repair yourself; return the light to an authorized service facility for service or discard the light.

A. Carefully examine the light after installation. It should not be plugged in if there is water on parts not intended to be wet.

B. Do not operate the light if it has a damaged cord or plug, if it is malfunctioning or if it is dropped or damaged in any manner. The power cord of this light cannot be replaced, if the cord is damaged, the light should be discarded.



C. To avoid the possibility of the light plug getting wet, position aquarium stand and tank to one side of a wall mounted outlet to prevent water from dripping onto the outlet or plug. A “drip loop”, shown in the figure below, should be arranged by the user for each cord connecting the light to the outlet. The “drip loop” is the part of the cord below the level of the outlet, or the connector. If an extension cord is used, to prevent water traveling along the cord and coming in contact with the outlet. If the plug or outlet does get wet, DO NOT unplug the cord. Disconnect the fuse to the circuit breaker that supplies power to the light. Then unplug and examine for the presence of water in the outlet.

- ③ Close supervision is necessary when the light is used near children.
- ④ To avoid injury, do not touch moving or hot parts.
- ⑤ Make sure the light is securely installed before operating it.
- ⑥ Read and observe all the important notices on the light.
- ⑦ If an extension cord is necessary, a cord with a proper rating should be used. A cord rated for less amperes or watts than the appliance rating may overheat. Care should be taken to arrange the cord so that it will not be tripped over or pulled.
- ⑧ The light is intended FOR HOUSEHOLD USE ONLY.
- ⑨ SAVE THIS USER MANUAL.

8. WARRANTY:

- ① 1-year free warranty.
- ② 1-month free return.
- ③ Free replacement for 3 months.

9. Contact information:

Company Name:Shenzhen Aiku Pet Technology Co.,Ltd
Add:Room 501,No.20,Lane 1,Lishipai,Dafapu Community Bantian
Street,Longgang District,Shenzhen Guangdong.518000
Hotline:888-666-0582(Free call in US)
Email:service@aqqapet.com
Website:http://www.aqqapet.com

Thank you for choosing AQQA. Making aquarium keeping easier one product at a time.

If you have any problems or suggestions for the AQQA Planted Aquarium Extendable LED Light,please contact us by email before leaving feedback or opening a case,it will be the fastest way to solve your problem.If you are satisfied with this product,please leave positive feedback for our product in order to let more customers enjoy it.

Thanks again.